



# 122

series IT



new range

IT 10122

IT 12122



# series IT



new range

*ITECO evolves and launches onto the market a new range of machines with innovative technical features and design.*

## ■ Standard equipment

- Indoor use.
- Electric front wheel drive motors.
- Negative electromagnetic parking brakes with electric disengagement.
- 90° steering.
- Manual platform extension 1.4 m.
- Manual emergency lowering device.
- Cylinder holding valve.
- Heavy duty traction batteries 24V-300Ah (c5).
- Battery charger with automatic switch-off.
- Audible motion alarm, horn, hourmeter.
- Inclinometer with motion blocking device and alarms.
- Mechanical wheel drive release for emergency hauling.
- Cushion non-marking tyres.
- Electrical scissor protections.
- Pothole protections.
- Battery control system with low-voltage cut-out protection.
- Fold down railings.
- Overload sensor.
- CE - EN 280 marking.
- 220-V cable with plug, socket and safety cut-out.
- Flashing beacon.
- Proportional controls with diagnostics.

## ■ Benefits

*Electrical power drive: less consumption, more autonomy, more drive*

*Many pieces are common to the entire range*

*All the component parts are contained inside the chassis and are easily accessible, nothing remains outside*

*Drivable at full height*

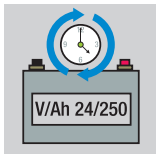
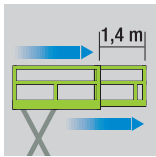
*Excellent speed and gradeability performance*

*Full capacity allowed on deck extension*

*Sturdy construction and careful design image*

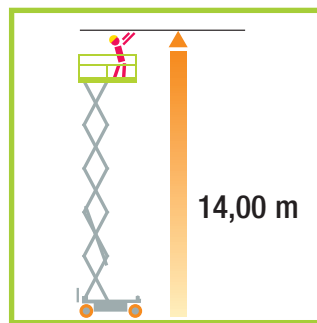
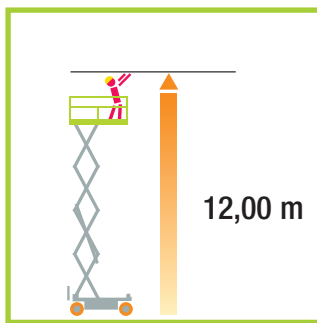
*Considerable chassis and scissor rigidity*



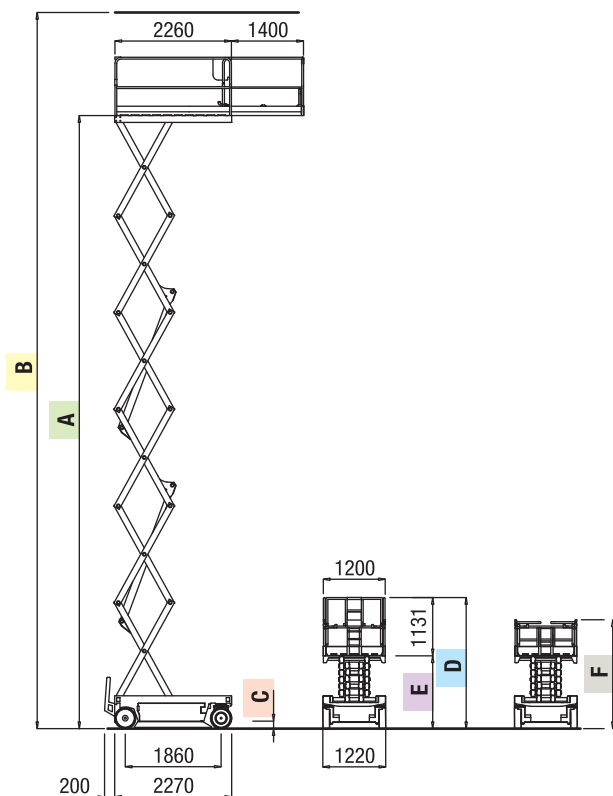


IT 10122

IT 12122



Overall dimensions



IT 10122

IT 12122

series IT  
**122**

## Technical specifications

		IT 10122	IT 12122
Number of scissors		5	6
A	mm	10020	11900
B	mm	12020	13900
C (Pot-hole raised/lowered)	mm	120/24	
D	mm	2410	2540
E	mm	1280	1410
F	mm	1980	2110
Capacity (including 3 people)	kg	450	350
Electric drive motors	V/kW	24/3.0	
Lifting power pack – hydraulic type	V/kW	24/3.0	
Traction battery	V/Ah	24/300	
Battery weight	kg	4x53	
Battery charger	V/A	24/35	
Oil tank capacity	l	16	
Traction speed	km/h	0 -:- 4	
Safety traction speed	km/h	0,7	
Gradeability	%	25	
Internal steering radius	m	0	
External steering radius	m	2.35	
Tyre dimensions	mm	410x130	
Tyre type		cushion	
Max side/longitudinal tilt angle	degrees	2/3	
Total weight	kg	2815	3315

NOTE: the data, descriptions and illustrations are not binding for Iteco S.P.A. which reserves the right to make changes to its products without prior notice.

www.itecolift.it

C320 0601 20 500

